9-2-1. Specifications

50Hz

• Specifications (50Hz)

Model name			MMU-	AP0071MH	AP0091MH	AP0121MH	AP0151MH	AP0181MH
Cooling/Heating capacity (Note 1)			(kW)	2.2/2.5	2.8/3.2	3.6/4.0	4.5/5.0	5.6/6.3
Electrical characteristics	Power supply			1 phase 50Hz 230V (220-240V) (Separate power supply for indoor units is required.)				
	Running current		(A)	0.28	0.30	0.31	0.34	0.42
	Power consumption		(kW)	0.034	0.036	0.038	0.041	0.052
	Starting current		(A)	0.49	0.52	0.54	0.59	0.73
Appearance	Main unit			Zinc hot dipping steel plate *Heat-insulating material attached to only upper plate				
	Ceiling panel	Model		RBC-UM11PG(W)E				
		Panel color		Moon white (Munsell/2.5GY 9.0/0.5)				
Outer dimension	Main unit	Height	(mm)	268				
		Width	(mm)	575				
		Depth	(mm)	575				
	Ceiling panel	Height	(mm)	27				
		Width	(mm)	700				
		Depth	(mm)	700				
Total weigh	Main unit		(kg)	17				
	Ceiling panel		(kg)	3				
Heat exchanger				Finned tube				
Soundproof/Heat-insulating material				Non-flammble insulation				
Fan unit	Fan			Turbo fan				
	Standard air flow (High/Mid/Low)		(m^3/h)	552/462/378	570/468/378	594/504/402	660/552/468	762/642/522
	Motor		(W)	60				
Air filter				Long life filter				
Controller				RBC-AMT31E				
Connecting pipe	Gas side		(mm)	ϕ9.5			ϕ12.7	
	Liquid side		(mm)	ϕ6.4				
	Drain port (Nominal dia. mm)			25 (Polyvinyl choride tube)				
Sound pressure level (Note 2) (High/Mid/Low)			(dB(A))	36/32/28	37/33/28	37/33/29	40/35/30	44/39/34
PMV Kit				Available				

Note 1 : The cooling capacities and electrical characteristics are measured under the conditions specified by JIS B 8615 based on the reference piping. The reference piping consists of 5 m of main piping and 2.5 m of branch piping connected with 0 meter height.

Note 2 : The sound level are measured in an anechoic chamber in accordance with JIS B8616. Normally, the values measured in the actual operating environment become larger than the indicated values due to the effects of external sound.

Note : Rated conditions Cooling : Indoor air temperature 27°C DB/19°C WB, Outdoor air temperature 35°C DB
Heating : Indoor air temperature 20°C DB, Outdoor air temperature 7°C DB/6°C WB

60Hz

• Specifications (60Hz)

Model name			MMU-	AP0071MH	AP0091MH	AP0121MH	AP0151MH	AP0181MH
Cooling/Heating capacity (Note 1)			(kW)	2.2/2.5	2.8/3.2	3.6/4.0	4.5/5.0	5.6/6.3
Electrical characteristics	Power supply			1 phase 60Hz 220V (Separate power supply for indoor units is required.)				
	Running current		(A)	0.27	0.29	0.30	0.33	0.41
	Power consumption		(kW)	0.034	0.036	0.038	0.041	0.052
	Starting current		(A)	0.49	0.52	0.54	0.59	0.73
Appearance	Main unit			Zinc hot dipping steel plate *Heat-insulating material attached to only upper plate				
	Ceiling panel	Model		RBC-UM11PG(W)E				
		Panel color		Moon white (Munsell/2.5GY 9.0/0.5)				
Outer dimension	Main unit	Height	(mm)	268				
		Width	(mm)	575				
		Depth	(mm)	575				
	Ceiling panel	Height	(mm)	27				
		Width	(mm)	700				
		Depth	(mm)	700				
Total weigh	Main unit		(kg)	17				
	Ceiling panel		(kg)	3				
Heat exchanger				Finned tube				
Soundproof/Heat-insulating material				Non-flammble insulation				
Fan unit	Fan			Turbo fan				
	Standard air flow (High/Mid/Low)		(m^3/h)	552/462/378	570/468/378	594/504/402	660/552/468	762/642/522
	Motor		(W)	60				
Air filter				Long life filter				
Controller				RBC-AMT31E				
Connecting pipe	Gas side		(mm)	ϕ9.5			ϕ12.7	
	Liquid side		(mm)	ϕ6.4				
	Drain port (Nominal dia. mm)			23 (Polyvinyl choride tube)				
Sound pressure level (Note 2) (High/Mid/Low)			(dB(A))	36/32/28	37/33/28	37/33/29	40/35/30	44/39/34
PMV Kit				Available				

Note 1 : The cooling capacities and electrical characteristics are measured under the conditions specified by JIS B 8615 based on the reference piping. The reference piping consists of 5 m of main piping and 2.5 m of branch piping connected with 0 meter height.

Note 2 : The sound levels are measured in an anechoic chamber in accordance with JIS B8616. Normally, the values measured in the actual operating environment become larger than the indicated values due to the effects of external sound.

Note : Rated conditions Cooling : Indoor air temperature 27°C DB/19°C WB, Outdoor air temperature 35°C DB
Heating : Indoor air temperature 20°C DB, Outdoor air temperature 7°C DB/6°C WB

9-2-2. Dimension

MMU-AP0071MH, AP0091MH, AP0121MH, AP0151MH, AP0181MH

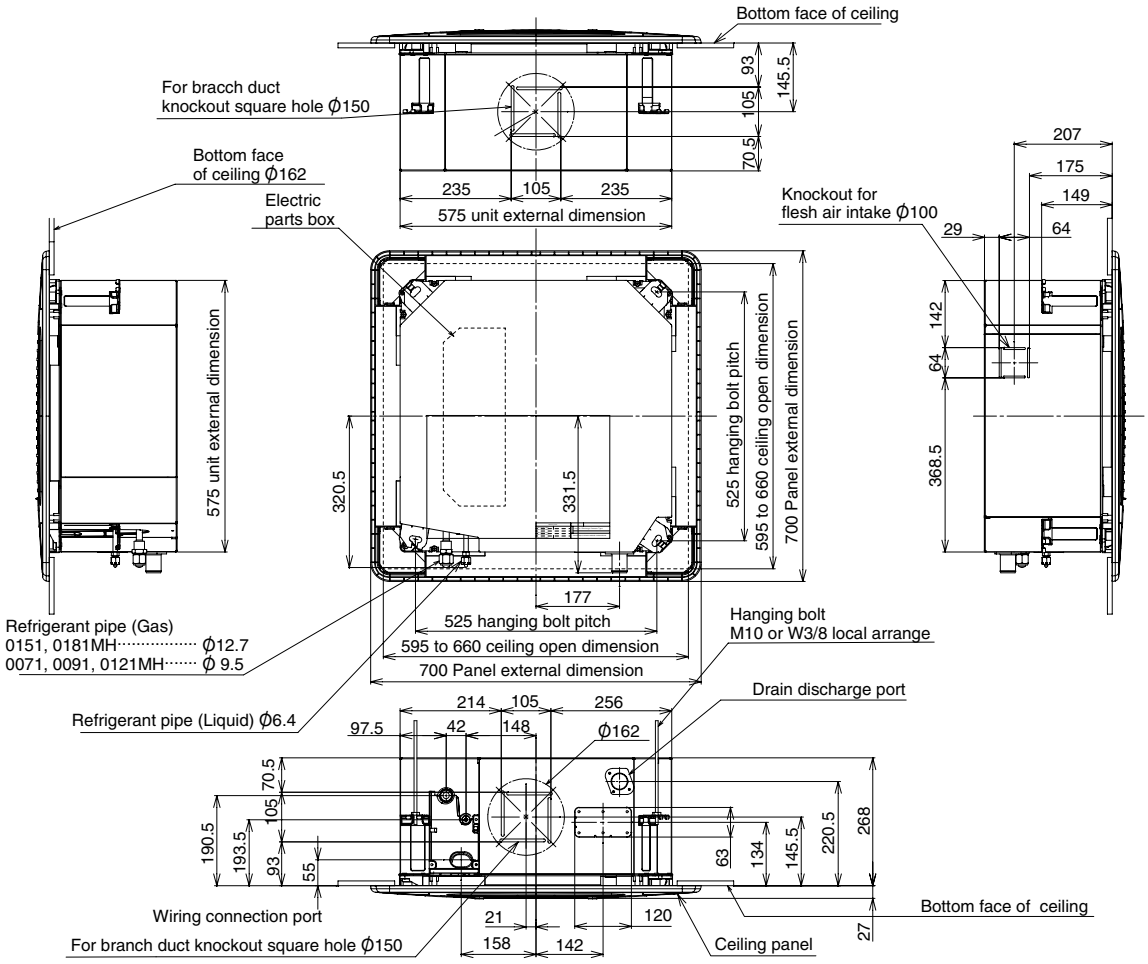

(NOTE)
As ABS is used for the drain discharge port of the main unit, the vinyl chloride paste cannot be used.
Use the flexible hose (Band fix) included in the package.

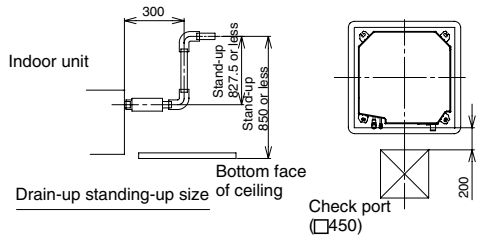

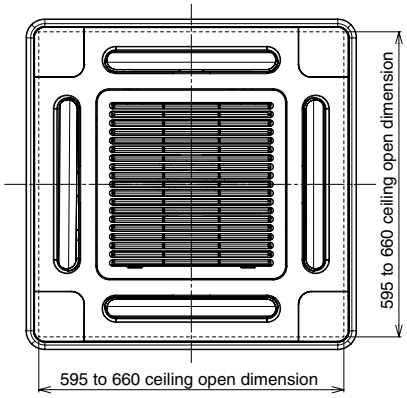

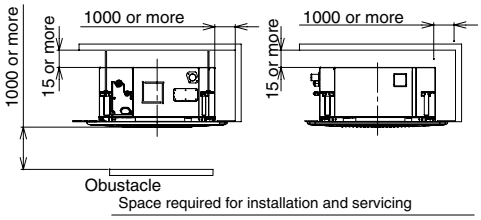

- **Wired remote controller RBC-AMT31E**
- **Simple wired remote controller RBC-AS21E2**
- **Wireless remote controller kit TCB-AX21E2**
- **Weekly timer application RBC-AMT31E and RBC-EXW21E2**

Note: All dimensions are in mm.

9-2-3. Wiring diagram

Model: MMU-AP007MH, AP0091MH, AP0121MH, AP0151MH, AP0181MH

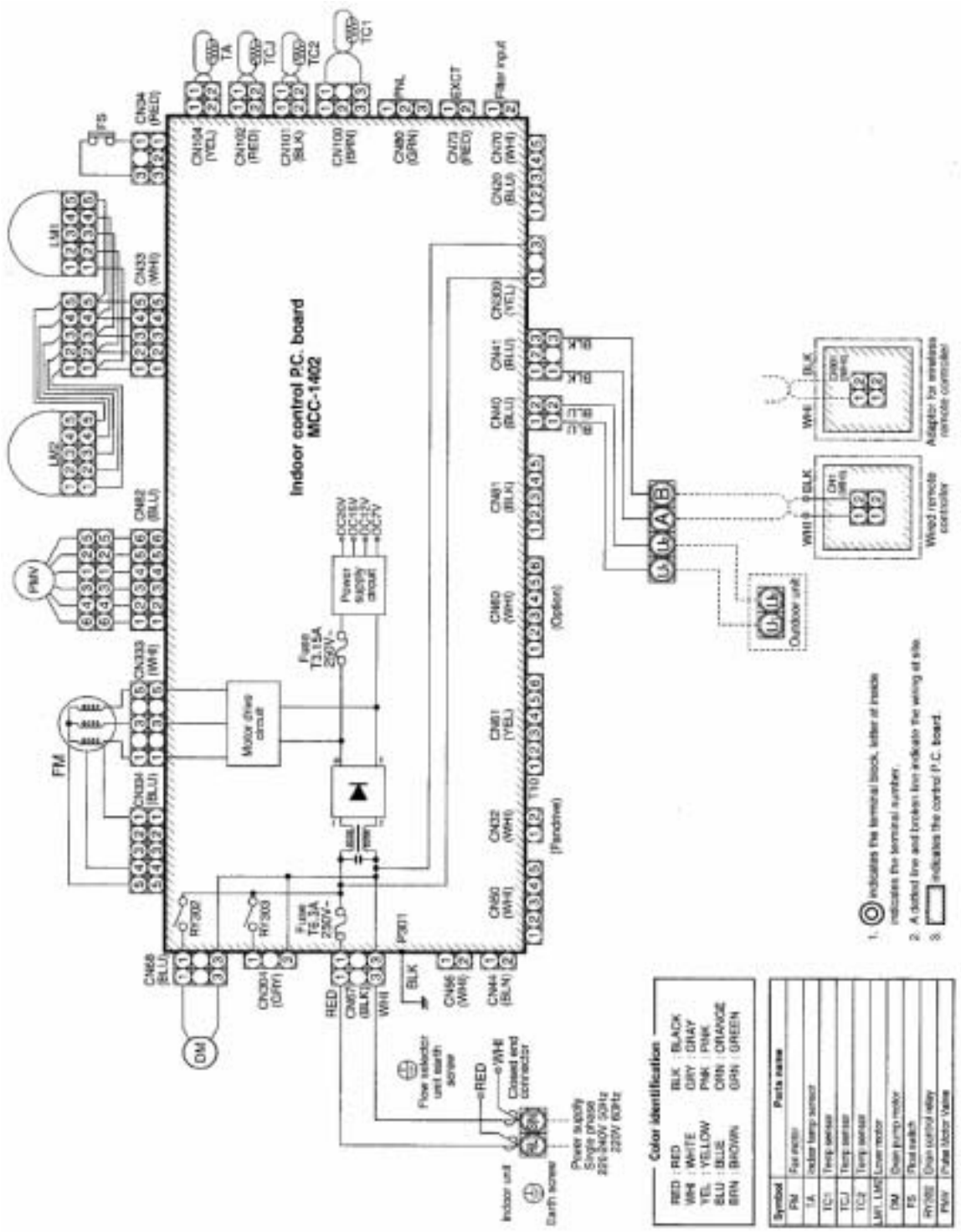

9-2-4. Sensible capacity table

(MMU-AP***MH)

Cooling capacity

TC:Total capacity[kW] SHC:Sensible capacity[kW]

Unit size	Outdoor air temp. CDB	Indoor air temp.													
		14.0CWB		16.0CWB		18.0CWB		19.0CWB		20.0CWB		22.0CWB		24.0CWB	
		20CDB		23CDB		26CDB		27CDB		28CDB		30CDB		32CDB	
		TC	SHC	TC	SHC	TC	SHC	TC	SHC	TC	SHC	TC	SHC	TC	SHC
007	10.0	1.8	1.5	2.0	1.6	2.1	1.7	2.2	1.7	2.3	1.7	2.4	1.7	2.5	1.6
	12.0	1.8	1.5	2.0	1.6	2.1	1.7	2.2	1.7	2.3	1.7	2.4	1.7	2.5	1.6
	14.0	1.8	1.5	2.0	1.6	2.1	1.7	2.2	1.7	2.3	1.7	2.4	1.7	2.5	1.6
	16.0	1.8	1.5	2.0	1.6	2.1	1.7	2.2	1.7	2.3	1.7	2.4	1.7	2.5	1.6
	18.0	1.8	1.5	2.0	1.6	2.1	1.7	2.2	1.7	2.3	1.7	2.4	1.7	2.5	1.6
	20.0	1.8	1.5	2.0	1.6	2.1	1.7	2.2	1.7	2.3	1.7	2.4	1.7	2.5	1.6
	21.0	1.8	1.5	2.0	1.6	2.1	1.7	2.2	1.7	2.3	1.7	2.4	1.7	2.5	1.6
	23.0	1.8	1.5	2.0	1.6	2.1	1.7	2.2	1.7	2.3	1.7	2.4	1.7	2.5	1.6
	25.0	1.8	1.5	2.0	1.6	2.1	1.7	2.2	1.7	2.3	1.7	2.4	1.7	2.5	1.6
	27.0	1.8	1.5	2.0	1.6	2.1	1.7	2.2	1.7	2.3	1.7	2.4	1.7	2.5	1.6
	29.0	1.8	1.5	2.0	1.6	2.1	1.7	2.2	1.7	2.3	1.7	2.4	1.7	2.5	1.6
	31.0	1.8	1.5	2.0	1.6	2.1	1.7	2.2	1.7	2.3	1.7	2.4	1.7	2.5	1.6
	33.0	1.8	1.5	2.0	1.6	2.1	1.7	2.2	1.7	2.3	1.7	2.4	1.7	2.5	1.6
	35.0	1.8	1.5	2.0	1.6	2.1	1.7	2.2	1.7	2.3	1.7	2.4	1.7	2.5	1.6
	37.0	1.7	1.5	1.9	1.6	2.1	1.7	2.1	1.6	2.2	1.6	2.3	1.6	2.4	1.6
	39.0	1.7	1.4	1.9	1.5	2.0	1.6	2.1	1.6	2.1	1.6	2.3	1.6	2.4	1.5
009	10.0	2.3	1.8	2.5	1.9	2.7	2.0	2.8	2.0	2.9	2.0	3.1	2.0	3.2	1.9
	12.0	2.3	1.8	2.5	1.9	2.7	2.0	2.8	2.0	2.9	2.0	3.1	2.0	3.2	1.9
	14.0	2.3	1.8	2.5	1.9	2.7	2.0	2.8	2.0	2.9	2.0	3.1	2.0	3.2	1.9
	16.0	2.3	1.8	2.5	1.9	2.7	2.0	2.8	2.0	2.9	2.0	3.1	2.0	3.2	1.9
	18.0	2.3	1.8	2.5	1.9	2.7	2.0	2.8	2.0	2.9	2.0	3.1	2.0	3.2	1.9
	20.0	2.3	1.8	2.5	1.9	2.7	2.0	2.8	2.0	2.9	2.0	3.1	2.0	3.2	1.9
	21.0	2.3	1.8	2.5	1.9	2.7	2.0	2.8	2.0	2.9	2.0	3.1	2.0	3.2	1.9
	23.0	2.3	1.8	2.5	1.9	2.7	2.0	2.8	2.0	2.9	2.0	3.1	2.0	3.2	1.9
	25.0	2.3	1.8	2.5	1.9	2.7	2.0	2.8	2.0	2.9	2.0	3.1	2.0	3.2	1.9
	27.0	2.3	1.8	2.5	1.9	2.7	2.0	2.8	2.0	2.9	2.0	3.1	2.0	3.2	1.9
	29.0	2.3	1.8	2.5	1.9	2.7	2.0	2.8	2.0	2.9	2.0	3.1	2.0	3.2	1.9
	31.0	2.3	1.8	2.5	1.9	2.7	2.0	2.8	2.0	2.9	2.0	3.1	2.0	3.2	1.9
	33.0	2.3	1.8	2.5	1.9	2.7	2.0	2.8	2.0	2.9	2.0	3.1	2.0	3.2	1.9
	35.0	2.3	1.8	2.5	1.9	2.7	2.0	2.8	2.0	2.9	2.0	3.1	2.0	3.2	1.9
	37.0	2.2	1.7	2.5	1.8	2.6	1.9	2.7	1.9	2.8	1.9	3.0	1.9	3.1	1.9
	39.0	2.2	1.7	2.4	1.8	2.6	1.9	2.6	1.9	2.7	1.9	2.9	1.9	3.0	1.8
012	10.0	3.0	2.2	3.3	2.4	3.5	2.5	3.6	2.5	3.7	2.5	3.9	2.5	4.1	2.4
	12.0	3.0	2.2	3.3	2.4	3.5	2.5	3.6	2.5	3.7	2.5	3.9	2.5	4.1	2.4
	14.0	3.0	2.2	3.3	2.4	3.5	2.5	3.6	2.5	3.7	2.5	3.9	2.5	4.1	2.4
	16.0	3.0	2.2	3.3	2.4	3.5	2.5	3.6	2.5	3.7	2.5	3.9	2.5	4.1	2.4
	18.0	3.0	2.2	3.3	2.4	3.5	2.5	3.6	2.5	3.7	2.5	3.9	2.5	4.1	2.4
	20.0	3.0	2.2	3.3	2.4	3.5	2.5	3.6	2.5	3.7	2.5	3.9	2.5	4.1	2.4
	21.0	3.0	2.2	3.3	2.4	3.5	2.5	3.6	2.5	3.7	2.5	3.9	2.5	4.1	2.4
	23.0	3.0	2.2	3.3	2.4	3.5	2.5	3.6	2.5	3.7	2.5	3.9	2.5	4.1	2.4
	25.0	3.0	2.2	3.3	2.4	3.5	2.5	3.6	2.5	3.7	2.5	3.9	2.5	4.1	2.4
	27.0	3.0	2.2	3.3	2.4	3.5	2.5	3.6	2.5	3.7	2.5	3.9	2.5	4.1	2.4
	29.0	3.0	2.2	3.3	2.4	3.5	2.5	3.6	2.5	3.7	2.5	3.9	2.5	4.1	2.4
	31.0	3.0	2.2	3.3	2.4	3.5	2.5	3.6	2.5	3.7	2.5	3.9	2.5	4.1	2.4
	33.0	3.0	2.2	3.3	2.4	3.5	2.5	3.6	2.5	3.7	2.5	3.9	2.5	4.1	2.4
	35.0	3.0	2.2	3.3	2.4	3.5	2.5	3.6	2.5	3.7	2.5	3.9	2.5	4.1	2.4
	37.0	2.9	2.1	3.2	2.3	3.4	2.4	3.5	2.4	3.6	2.4	3.8	2.4	4.0	2.3
	39.0	2.8	2.1	3.1	2.2	3.3	2.4	3.4	2.4	3.5	2.4	3.7	2.3	3.9	2.3

Cooling capacity (cont.)

Unit size	Outdoor air temp. CDB	Indoor air temp.													
		14.0CWB		16.0CWB		18.0CWB		19.0CWB		20.0CWB		22.0CWB		24.0CWB	
		20CDB		23CDB		26CDB		27CDB		28CDB		30CDB		32CDB	
		TC	SHC	TC	SHC	TC	SHC	TC	SHC	TC	SHC	TC	SHC	TC	SHC
015	10.0	3.7	2.7	4.1	2.9	4.4	3.1	4.5	3.1	4.6	3.1	4.9	3.1	5.1	3.0
	12.0	3.7	2.7	4.1	2.9	4.4	3.1	4.5	3.1	4.6	3.1	4.9	3.1	5.1	3.0
	14.0	3.7	2.7	4.1	2.9	4.4	3.1	4.5	3.1	4.6	3.1	4.9	3.1	5.1	3.0
	16.0	3.7	2.7	4.1	2.9	4.4	3.1	4.5	3.1	4.6	3.1	4.9	3.1	5.1	3.0
	18.0	3.7	2.7	4.1	2.9	4.4	3.1	4.5	3.1	4.6	3.1	4.9	3.1	5.1	3.0
	20.0	3.7	2.7	4.1	2.9	4.4	3.1	4.5	3.1	4.6	3.1	4.9	3.1	5.1	3.0
	21.0	3.7	2.7	4.1	2.9	4.4	3.1	4.5	3.1	4.6	3.1	4.9	3.1	5.1	3.0
	23.0	3.7	2.7	4.1	2.9	4.4	3.1	4.5	3.1	4.6	3.1	4.9	3.1	5.1	3.0
	25.0	3.7	2.7	4.1	2.9	4.4	3.1	4.5	3.1	4.6	3.1	4.9	3.1	5.1	3.0
	27.0	3.7	2.7	4.1	2.9	4.4	3.1	4.5	3.1	4.6	3.1	4.9	3.1	5.1	3.0
	29.0	3.7	2.7	4.1	2.9	4.4	3.1	4.5	3.1	4.6	3.1	4.9	3.1	5.1	3.0
	31.0	3.7	2.7	4.1	2.9	4.4	3.1	4.5	3.1	4.6	3.1	4.9	3.1	5.1	3.0
	33.0	3.7	2.7	4.1	2.9	4.4	3.1	4.5	3.1	4.6	3.1	4.9	3.1	5.1	3.0
	35.0	3.7	2.7	4.1	2.9	4.4	3.1	4.5	3.1	4.6	3.1	4.9	3.1	5.1	3.0
	37.0	3.6	2.7	4.0	2.8	4.2	3.0	4.4	3.0	4.5	3.0	4.7	3.0	5.0	2.9
	39.0	3.5	2.6	3.8	2.8	4.1	2.9	4.2	2.9	4.4	2.9	4.6	2.9	4.8	2.8
018	10.0	4.6	3.2	5.1	3.4	5.4	3.6	5.6	3.6	5.8	3.6	6.1	3.6	6.4	3.5
	12.0	4.6	3.2	5.1	3.4	5.4	3.6	5.6	3.6	5.8	3.6	6.1	3.6	6.4	3.5
	14.0	4.6	3.2	5.1	3.4	5.4	3.6	5.6	3.6	5.8	3.6	6.1	3.6	6.4	3.5
	16.0	4.6	3.2	5.1	3.4	5.4	3.6	5.6	3.6	5.8	3.6	6.1	3.6	6.4	3.5
	18.0	4.6	3.2	5.1	3.4	5.4	3.6	5.6	3.6	5.8	3.6	6.1	3.6	6.4	3.5
	20.0	4.6	3.2	5.1	3.4	5.4	3.6	5.6	3.6	5.8	3.6	6.1	3.6	6.4	3.5
	21.0	4.6	3.2	5.1	3.4	5.4	3.6	5.6	3.6	5.8	3.6	6.1	3.6	6.4	3.5
	23.0	4.6	3.2	5.1	3.4	5.4	3.6	5.6	3.6	5.8	3.6	6.1	3.6	6.4	3.5
	25.0	4.6	3.2	5.1	3.4	5.4	3.6	5.6	3.6	5.8	3.6	6.1	3.6	6.4	3.5
	27.0	4.6	3.2	5.1	3.4	5.4	3.6	5.6	3.6	5.8	3.6	6.1	3.6	6.4	3.5
	29.0	4.6	3.2	5.1	3.4	5.4	3.6	5.6	3.6	5.8	3.6	6.1	3.6	6.4	3.5
	31.0	4.6	3.2	5.1	3.4	5.4	3.6	5.6	3.6	5.8	3.6	6.1	3.6	6.4	3.5
	33.0	4.6	3.2	5.1	3.4	5.4	3.6	5.6	3.6	5.8	3.6	6.1	3.6	6.4	3.5
	35.0	4.6	3.2	5.1	3.4	5.4	3.6	5.6	3.6	5.8	3.6	6.1	3.6	6.4	3.5
	37.0	4.5	3.1	4.9	3.3	5.3	3.5	5.4	3.5	5.6	3.5	5.9	3.5	6.2	3.4
	39.0	4.3	3.0	4.8	3.2	5.1	3.4	5.3	3.4	5.4	3.4	5.7	3.4	6.0	3.3

Heating capacity

SHC : Sensible Heat Capacity (kW)

Unit size	Outdoor air temp. °CWB	Indoor air temp. °CDB 16.0 SHC	18.0 SHC	20.0 SHC	22.0 SHC	24.0 SHC
007	-15.0	1.6	1.5	1.5	1.5	1.4
	-13.0	1.7	1.6	1.6	1.6	1.5
	-11.0	1.8	1.7	1.7	1.7	1.6
	-10.0	1.8	1.8	1.8	1.7	1.7
	-8.0	1.9	1.9	1.9	1.8	1.8
	-6.0	2.0	2.0	2.0	1.9	1.9
	-4.0	2.1	2.1	2.0	2.0	1.9
	-2.0	2.2	2.2	2.1	2.1	2.0
	0.0	2.3	2.3	2.2	2.2	2.1
	2.0	2.4	2.4	2.3	2.3	2.2
	4.0	2.5	2.5	2.4	2.4	2.3
	6.0	2.6	2.6	2.5	2.4	2.4
	8.0	2.6	2.6	2.5	2.4	2.4
	10.0	2.6	2.6	2.5	2.4	2.4
	12.0	2.6	2.6	2.5	2.4	2.4
	14.0	2.6	2.6	2.5	2.4	2.4
009	-15.0	2.0	2.0	1.9	1.9	1.8
	-13.0	2.1	2.1	2.1	2.0	1.9
	-11.0	2.3	2.2	2.2	2.1	2.1
	-10.0	2.3	2.3	2.2	2.2	2.1
	-8.0	2.5	2.4	2.4	2.3	2.3
	-6.0	2.6	2.6	2.5	2.4	2.4
	-4.0	2.7	2.7	2.6	2.6	2.5
	-2.0	2.9	2.8	2.7	2.7	2.6
	0.0	3.0	2.9	2.9	2.8	2.7
	2.0	3.1	3.0	3.0	2.9	2.8
	4.0	3.2	3.2	3.1	3.0	2.9
	6.0	3.3	3.3	3.2	3.1	3.0
	8.0	3.3	3.3	3.2	3.1	3.0
	10.0	3.3	3.3	3.2	3.1	3.0
	12.0	3.3	3.3	3.2	3.1	3.0
	14.0	3.3	3.3	3.2	3.1	3.0
012	-15.0	2.5	2.5	2.4	2.3	2.3
	-13.0	2.7	2.6	2.6	2.5	2.4
	-11.0	2.8	2.8	2.7	2.7	2.6
	-10.0	2.9	2.9	2.8	2.7	2.7
	-8.0	3.1	3.0	3.0	2.9	2.8
	-6.0	3.3	3.2	3.1	3.0	3.0
	-4.0	3.4	3.3	3.3	3.2	3.1
	-2.0	3.6	3.5	3.4	3.3	3.3
	0.0	3.7	3.7	3.6	3.5	3.4
	2.0	3.9	3.8	3.7	3.6	3.5
	4.0	4.0	3.9	3.9	3.8	3.7
	6.0	4.2	4.1	4.0	3.9	3.8
	8.0	4.2	4.1	4.0	3.9	3.8
	10.0	4.2	4.1	4.0	3.9	3.8
	12.0	4.2	4.1	4.0	3.9	3.8
	14.0	4.2	4.1	4.0	3.9	3.8

Heating capacity (cont.)

Unit size	Outdoor air temp. °CWB	Indoor air temp. °CDB				
		16.0	18.0	20.0	22.0	24.0
		SHC	SHC	SHC	SHC	SHC
015	-15.0	3.1	3.1	3.0	2.9	2.9
	-13.0	3.3	3.3	3.2	3.1	3.0
	-11.0	3.6	3.5	3.4	3.3	3.2
	-10.0	3.7	3.6	3.5	3.4	3.3
	-8.0	3.9	3.8	3.7	3.6	3.5
	-6.0	4.1	4.0	3.9	3.8	3.7
	-4.0	4.3	4.2	4.1	4.0	3.9
	-2.0	4.5	4.4	4.3	4.2	4.1
	0.0	4.7	4.6	4.5	4.4	4.2
	2.0	4.8	4.7	4.6	4.5	4.4
	4.0	5.0	4.9	4.8	4.7	4.6
	6.0	5.2	5.1	5.0	4.9	4.8
	8.0	5.2	5.1	5.0	4.9	4.8
	10.0	5.2	5.1	5.0	4.9	4.8
	12.0	5.2	5.1	5.0	4.9	4.8
	14.0	5.2	5.1	5.0	4.9	4.8
018	-15.0	3.9	3.9	3.8	3.7	3.6
	-13.0	4.2	4.1	4.0	3.9	3.8
	-11.0	4.5	4.4	4.3	4.2	4.1
	-10.0	4.6	4.5	4.4	4.3	4.2
	-8.0	4.9	4.8	4.7	4.6	4.4
	-6.0	5.1	5.0	4.9	4.8	4.7
	-4.0	5.4	5.3	5.2	5.0	4.9
	-2.0	5.6	5.5	5.4	5.3	5.1
	0.0	5.9	5.8	5.6	5.5	5.3
	2.0	6.1	6.0	5.9	5.7	5.6
	4.0	6.3	6.2	6.1	5.9	5.8
	6.0	6.6	6.4	6.3	6.1	6.0
	8.0	6.6	6.4	6.3	6.1	6.0
	10.0	6.6	6.4	6.3	6.1	6.0
	12.0	6.6	6.4	6.3	6.1	6.0
	14.0	6.6	6.4	6.3	6.1	6.0

9-2-5. Air throw distance chart

Air Speed Distribution

MMU-AP0071MH

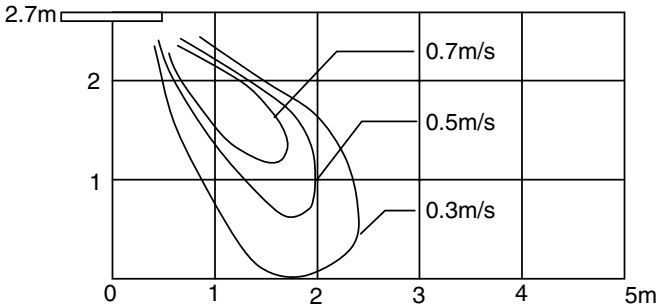

MMU-AP0091MH

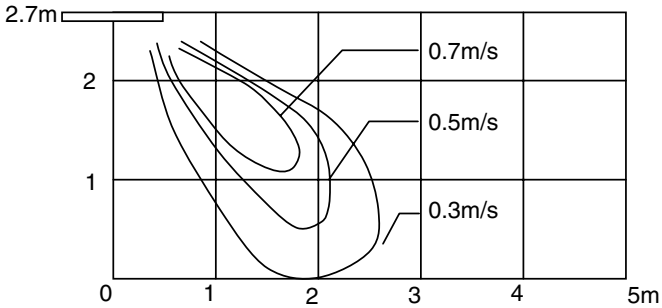

MMU-AP0121MH

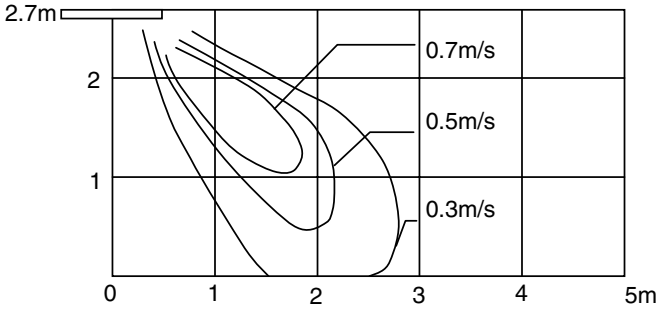

MMU-AP0151MH

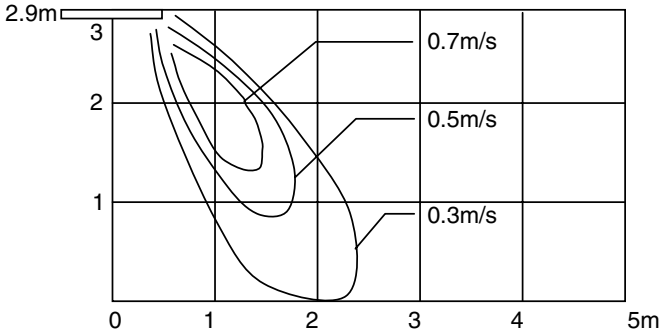

MMU-AP0181MH

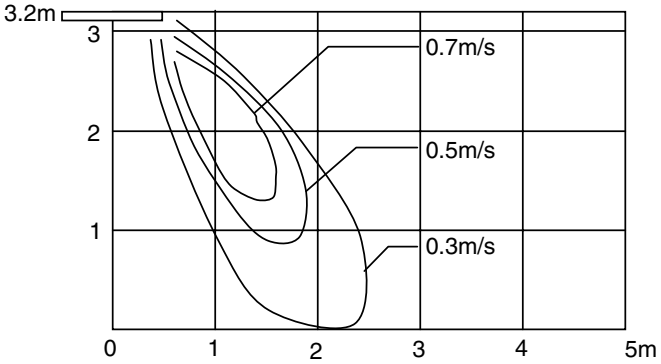

MMU-AP0151MH,MMU-AP0181MH (High ceiling mode)

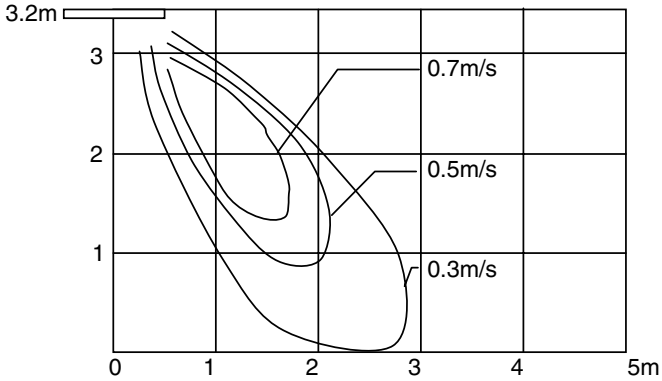

9-2-6. Sound characteristics (NC-Curve)

[Measuring location]

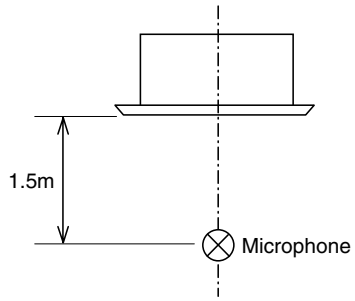

MMU-AP0071MH

Fan Tap	H	M	L
Sound pressure level (dB(A))	36	32	28

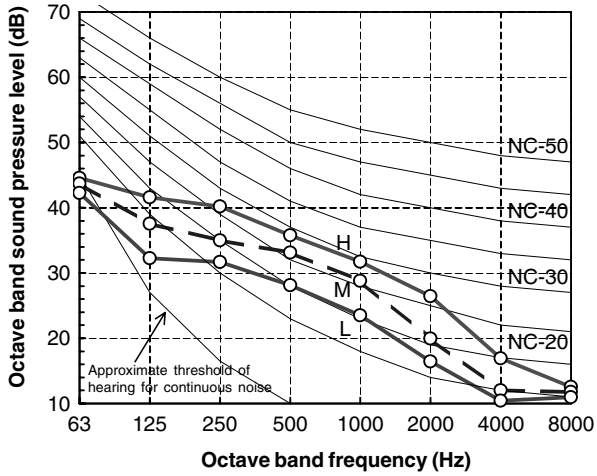

MMU-AP0091MH

Fan Tap	H	M	L
Sound pressure level (dB(A))	37	33	28

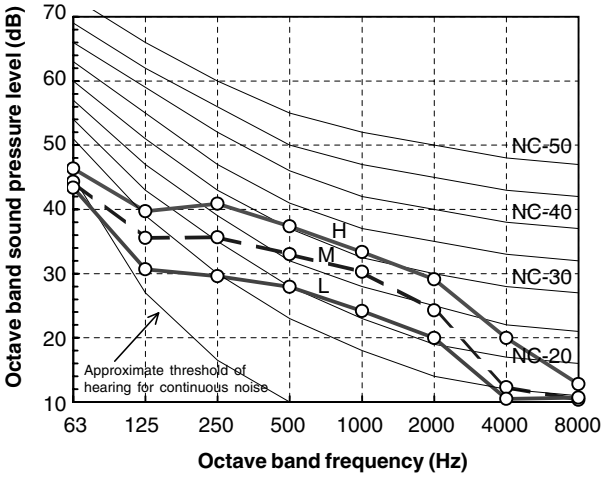

MMU-AP0121MH

Fan Tap	H	M	L
Sound pressure level (dB(A))	37	33	29

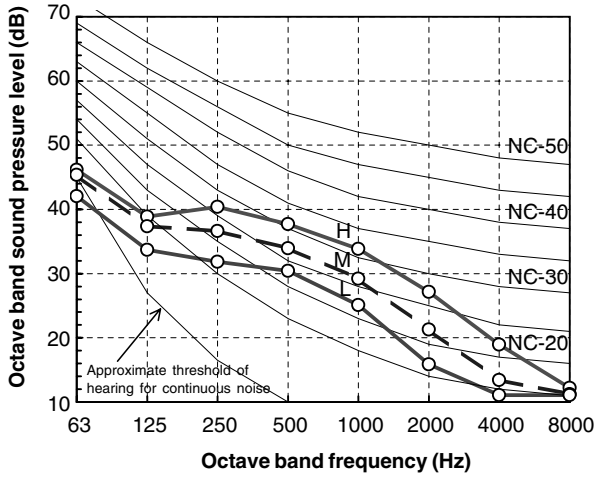

MMU-AP0151MH

Fan Tap	H	M	L
Sound pressure level (dB(A))	40	35	30

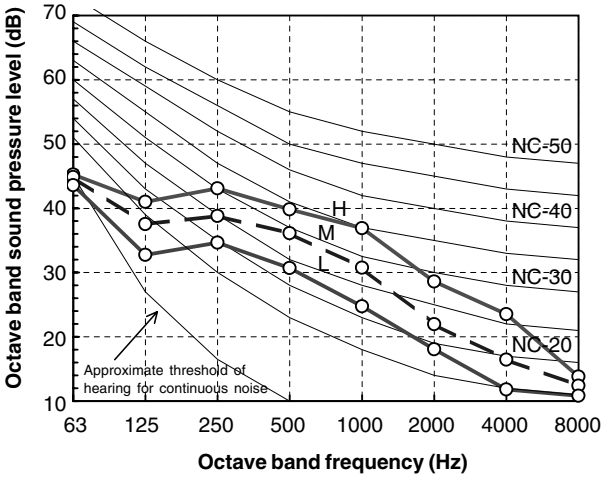

MMU-AP0181MH

Fan Tap	H	M	L
Sound pressure level (dB(A))	44	39	34

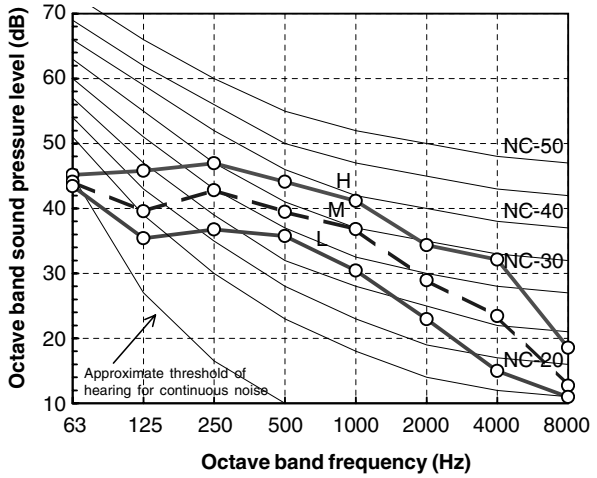

9-2-7. Accessories

Apperarance

Standard accessories

Part name	Qty	Shape	Use
Installation Manual	1		(Be sure to hand over to customer)
Heat insulating pipe	2		For heat insulating of pipe connecting section
Installation pattern	1		For confirmation of ceiling opening and main unit position
Installation gauge	2		For positioning of ceiling position (united with installation pattern)
Pattern fixing screw	4	M5 x 16ℓ	For attaching pattern
Heat insulator	1		For heat insulating of drain connecting section
Washer	8		For hanging down unit
Hose band	1		For connecting drain pipe
Flexible hose	1		For centering the drain pipe
Heat insulator	1		For sealing the wire connection opening

Remote controller

	Model Name
Wired remote controller	RBC-AMT31E
Simple wired remote controller	RBC-AS21E2
Wireless remote controller kit	TCB-AX21E2
Weekly timer application	RBC-AMT31E and RBC-EXW21E2
Central remote controller	TCB-SC642TLE2
ON-OFF controller	TCB-CC163TLE2